

C8-i Line Array



Applications

Entertainment Venues
Auditoriums
Theaters | Cinema
Cruise Ship Venues
Houses of Worship

Features

Three-Way (Bi-Amp)
LF Devices: (2) 8 in (203.2mm)
MF Device: (1) 3.5 in (89mm)
HF Device: (1)
Exit: 1.4 in (35.6mm)
Voice Coil Diam: 1.75 in (44.5mm)
Max Output 145 dB
120°H x 10° V (Standard)
Horizontal Dispersion Options:
50 to 140°H in 10° increments
Clair TrueFit
Integral Bimodal Rigging
Epoxy Mastic Finish
(2) EP-4 Connectors

General Description

The C8-i is the latest innovation in line array technology for permanent installations. It incorporates an advanced transducer technology for both midrange and high frequency reproduction, both of which join a common waveguide. At least two amplifier channels are required, one for low freq., one for mid/hi which is coupled via an internal passive crossover network.

The centrally located mid/high section provides 10° vertical coverage and variable horizontal coverage. The horizontal pattern may be altered to optimize coverage within the context of the application. The horizontal coverage angle may be defined symmetrically or asymmetrically by standard angles between 50° and 140° in 10° increments or may be custom configured with continuously variable Clair TrueFit custom waveguides. The horn and waveguides are constructed, as all Clair waveguides are, with CNC machined Baltic birch plywood. This is symmetrically flanked by the C8-i low frequency sections. Each 8" low frequency driver is front loaded in its own tuned reflex chamber.

The C8-i speaker cabinet is designed to provide exceptional intelligibility and is capable of a frequency response of 60Hz–20kHz.

The C8-i has one of the most versatile, quick and

easy to use rigging systems in the industry today. Each enclosure is equipped with structurally integrated bimodal rigging to allow for quick coverage angle adjustments for multiple venue arrangements. Rear rigging hardware allows for angle adjustments between 0 and 10 degrees at 0, 2.5, 5, 7.5 or 10 degree increments.

As with all Clair Brothers products, the C8-i is constructed of the finest Baltic birch plywood and finished with a rugged exterior epoxy to withstand the most demanding conditions.

The speaker grille is constructed of high-grade 14 gauge perforated steel and finished with a commercial grade powder coat finish.

Options & Accessories

C8-i-120 – Standard 120° H x 10° V Dispersion

C8-i-#° – Optional #° Horizontal Dispersion
[50° to 140° H in 10° increments]

C8-M – Mobile Model (-120 and #° options)

C8-TrueFit – Custom Configured Variable
Waveguides

CS118-i – Companion Arrayable Subwoofer

Ground Stack Rigging

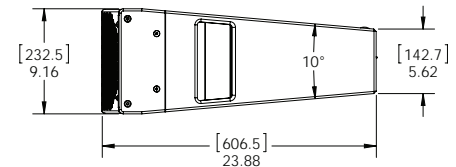
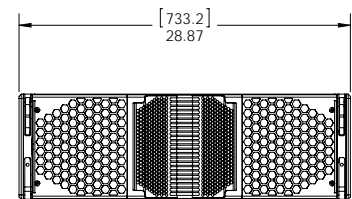
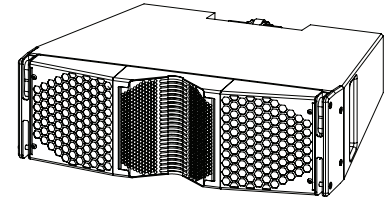
Custom Colors Available

C8-i Line Array



Audio Specifications

Loudspeaker Type	Line Array Element	Three-Way Active (Bi-Amp with Passive Mid/Hi)
Frequency Response	Single Cabinet	60Hz–20kHz (+/- 3dB) (-10dB) 54Hz–22kHz
Recommended Power Amplifier		CB-PLM12K44 or CB-D80:4L
Maximum Array ¹		24 C8-i ¹
Compatible Subs		CS118-i, iS118-i, CS218
Prediction Software		Clair GLL/AFMG Ease Focus™ Array
Processing, Configuration & System Optimization Software		Lake Controller® with Clair DSP, WiFi System Control
Sensitivity (1 Watt @ 1 Meter)	LF	98.2 dB SPL
	MF/HF	118.8 dB SPL
Maximum Output	Cont	135 dB SPL
	Peak	145 dB SPL Bandpass dependent
Drivers	LF	(2) 8 in (203.2mm)
	MF	(1) 3.5 in (89mm)
	HF	(1) Exit 1.4 in (35.6mm); VC diameter 1.75 in (44.5mm)
Nominal Impedance	LF	16 Ohms
	MF	16 Ohms
	HF	16 Ohms } Integrated Passive Crossover Network
Power Handling	Program (AES)	(LF) 800W; (MF) 150W; (HF) 160W
	Peak	(LF) 1600W; (MF) 500W; (HF) 320W
Dispersion	Standard	120° H x 10° V
	Optional Horizontal	50° – 140° H (10° increments)
	Custom Horizontal	Clair TrueFit: Custom Tailored Continuously Variable
Input Connection		(2) EP-4 Connectors (1 Male, 1 Female)



Mechanical Specifications

Enclosure	Shell	18mm Baltic Birch
	Finish	Black Epoxy Mastic
Grille		Perforated Steel, Foam Backed
Dimensions	Front Height	9.16 in (232.5mm)
	Rear Height	5.62 in (142.7mm)
	Width	28.87 in (733.2mm)
	Depth	23.88 in (606.5mm)
Weight		62 lbs (28.1kg)
Shipping Weight		71 lbs (32.2kg)

C8-i EP-4 Pin Configuration	
PIN	USE
1	Low 1/2 (-)
2	Low 1/2 (+)
3	Mid/High (-)
4	Mid/High (+)

1) Refer to C8 Rigging Manual for Configuration Limits vs. Modes of Use.

Note: All wattage figures are calculated using the rated nominal impedance.

Clair Brothers products are designed to perform optimally by utilizing factory recommended proprietary DSP settings.

Architect and Engineer Specifications

The loudspeaker shall be a three-way, vertical line-array element. The system shall have an amplitude response of 60Hz to 20kHz (+/-3 dB). Two amplifier channels shall be required, one for low freq., one for mid/hi wherein the mid/hi section is coupled via an internal passive crossover network. The loudspeaker system shall be symmetrically loaded with two 8" low transducers. The low frequency drivers with 8" nominal diameter shall combined be capable of handling 800W of power as per AES standard. The low frequency drivers shall each be mounted in independently tuned vented chambers with ports located in a position that creates natural passive cardioid horizontal pattern behavior below 250Hz. The mid/high frequency horn section shall be centrally located within the enclosure and shall feature (1) 1.4" exit / 1.75" voice coil diameter compression driver that are each capable of 160W(AES) and midrange driver shall be (1) 3.5" nominal diameter capable of 180W(AES) mounted to a waveguide and horn assembly that provides 10° V dispersion. The horizontal directivity system shall consist of a pair of interchangeable acoustic waveguide lenses that permit installation of waveguides between 50° and 140° in 10 degree increments. The rigging shall be integrated to the enclosure structure and shall permit the deployment of the cabinet into typical line-array configurations. The loudspeaker enclosure shall be constructed of 18mm / 13-ply Baltic birch plywood. The front of the enclosure shall be fitted with a 14 gauge perforated steel grille backed with foam. The cabinet shall be finished using epoxy mastic finish. The loudspeaker shall be 9.16" H (front), 5.62" H (rear) x 23.88" D x 28.87" W and weigh 62 lbs (28.1kg). The loudspeaker system shall be the Clair Brothers C8-i.

Due to constant research, development and improvements all specifications are subject to change without notice.

CBAS20180503